

SMART Board™ for Plasma Displays

Interactive Overlay

Touch the screen to control your computer

Write in electronic ink

Save your work in various formats

Attach easily to a plasma display panel




The perfect touch.

The SMART Board for Plasma Displays interactive overlay gives you touch control of your plasma display panel (PDP). With it fastened securely to your PDP, you simply touch the overlay to control computer applications, give presentations and navigate Web sites – your finger becomes the mouse. To highlight information, just pick up a pen. You can write over any application or Web site and capture, save, edit and e-mail all your work.

Work with the same high-quality image you expect from your PDP. The overlay is powered by an innovative touch system that requires no layered screen. A touch-friendly surface protects your PDP while retaining superior clarity.

The overlay makes the most of your display, turning it into a powerful tool for presenting and collaborating.



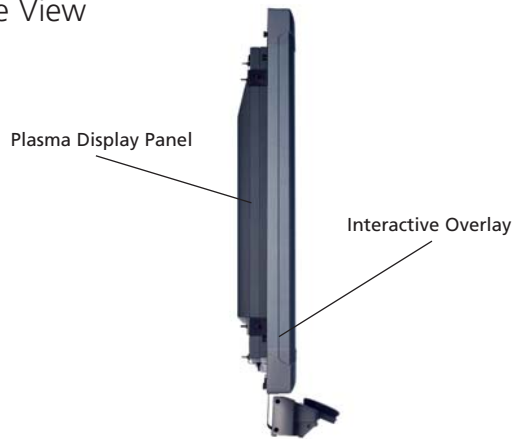
Supported PDPs

Available for a wide range of PDPs. For an up-to-date list, visit
www.smarttech.com/plasma/panels.htm


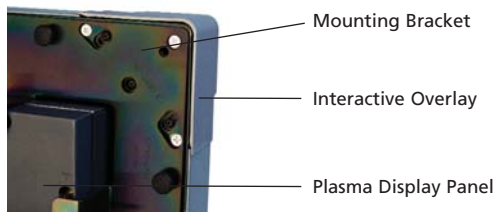
Front View



Side View



Back View



Features

Touch System

Digital-vision touch (DViT™) technology, developed by SMART (patents pending), lets you use your finger as a mouse and write on the screen – without any special tools. DViT technology uses cameras in the corners to track contact on the screen.

SMART Pen Tray

Optical sensors automatically detect when a stylus or the eraser is selected, while buttons activate the on-screen keyboard and right mouse click. Whisper-tip™ styluses and eraser included.

SMART Board Software

Write over top of any computer application, write and edit notes, and save everything in a single file. The numerous features include Notebook™ software, which captures annotations and saves your notes, SMART Recorder (Microsoft® Windows® systems only), which saves audio and data for playback as a synchronized file, and SMART Video Player, which enables you to write over top of moving or still video.

Display Control Strip

Controls PDP settings from the overlay (requires an available COM port).

- Sleep Mode blanks screen to prevent image burn-in.
- Input Source Select scrolls through video and image options.
- Display Mode scrolls through screen width options.
- Panel Control Menu accesses PDP remote control options.

Protective Surface

Touch-friendly surface reduces glare and protects your PDP.

Mounting Brackets

Four brackets securely attach the overlay to your PDP.

System Requirements

Computer Requirements

SMART Board software is available for multiple operating systems in multiple languages. For a complete list, visit www.smarttech.com/customers/software.htm.

Windows Operating System

486DX 66 MHz or higher processor (Pentium® processor recommended)
 16 MB of RAM (24 MB recommended)
 Windows 95, 98, 2000, ME, XP or Windows NT® 4.0 (SP-4) operating system
 50 MB of free hard-disk space for complete installation
 Available serial or USB port

Macintosh Computer

Power Macintosh computer
 32 MB of RAM
 Mac OS 8.5 through OS X operating systems
 10 MB of free hard-disk space for complete installation
 Available serial or USB port

www.smarttech.com/plasma

SMART Technologies Inc.

Suite 600, 1177 – 11th Avenue SW
 Calgary, AB CANADA T2R 1K9
 Tel.: 403.245.0333 Fax: 403.228.2500
 Toll free: 1.888.42.SMART
 E-mail: info@smarttech.com

SMART products are sold at: